



N-8000 SERIES IP INTERCOM SYSTEM



***All-Purpose IP Intercom System with
TOA's Advanced Packet Audio Technology
Assuring Higher Levels of Security,
Versatility and Sound Quality***

A versatile, highly reliable IP intercom system for flexible, cost-effective

TOA's unique N-8000 IP Intercom System is an integrated audio communication system that employs packet audio technology over the IP network to achieve fast, accurate communications with optimal security and reliability. Applications range from conversation, paging broadcasting and BGM broadcasting to emergency paging and broadcasting, audio triggering and other security functions. Users can select between two communication modes according to their needs: Master-to-Master station communication for duplex conversation at factories, hospitals and various other facilities; or Master-to-Sub station communication for use by institutions such as schools or prisons. The system frequency response extends to 7 kHz, enabling reliable transmission of a full range of emergency communications, including clear, easily understandable PA announcements.

The N-8000 System's impressive scalability enables users to configure an intercom system that satisfies their precise requirements, from a small system with just two stations to a large, complex system with up to **192** components and **3,072** stations. Its open architecture permits flexible interfacing with other systems, moreover, reducing costs by enabling users to upgrade and expand their intercom system without replacing currently installed equipment, such as surveillance cameras, telephones and access controls. Since the N-8000 System is not server based, users can use dedicated TOA software to manage settings and centralized control on a PC and to conduct real-time monitoring of system operation and line status using an Internet browser.



A system designed to meet user needs configuration and operation

System Features

- System configuration by LAN with intuitive software
- Master-to-Master and Master-to-Sub station communication
- Choice of three wiring configurations: 2-core shielded cables, 2 wires or 4 wires
- Integration with access control, voice alarm, CCTV and other such systems
- Ambient noise control • Time correction
- Operation and stream logs
- System diagnosis

Basic Communication Features

- Handset or hands-free conversation
- Recall • Redial • Camp on busy • Mic-Off
- Remote response • Single-digit dialing
- Call transfer • Comprehensive call-forwarding features
- Three-party conferencing

System scalability

The cost-effective N-8000 System can be configured to a scale that meets users' specific requirements, however small or large. As few as two stations can be linked in a small system, or up to 192 components can be interconnected to operate as many as 3,072 stations.

Borderless communications

Since the N-8000 System is IP network-compatible, it supports linkage between local areas and other locations worldwide. Centralized PC control with dedicated TOA software enables connection of all exchanges, IP stations and interface units with LAN, WAN and optical fiber networks.

Integrated communications and safety features

Efficient centralized control integrates various systems to handle communications ranging from duplex conversations between stations to paging broadcasts, scheduled broadcasts and BGM broadcasting. The N-8000 System also provides master control for connection to users' pre-existing intercom, alarm, surveillance, door entry/departure authorization and other systems as well as to telephone lines.

Easy installation and maintenance

The surprisingly easy system installation requires a minimum of on-site work, since existing wiring can be used and new components simply plugged in. The dedicated TOA software includes a maintenance application for system status monitoring, troubleshooting and logging as well as for system updating and remote control.

Long-term cost-effectiveness

Since N-8000 software and all calls between stations are free of charge, users enjoy the benefit of significantly lower telephone bills. Overall ownership costs are also reduced by the open-ended system architecture and network scalability permitting individualized configuration.

Superior sound quality

The N-8000 system provides high-quality audio for BGM, paging and recording applications.

Full logging options

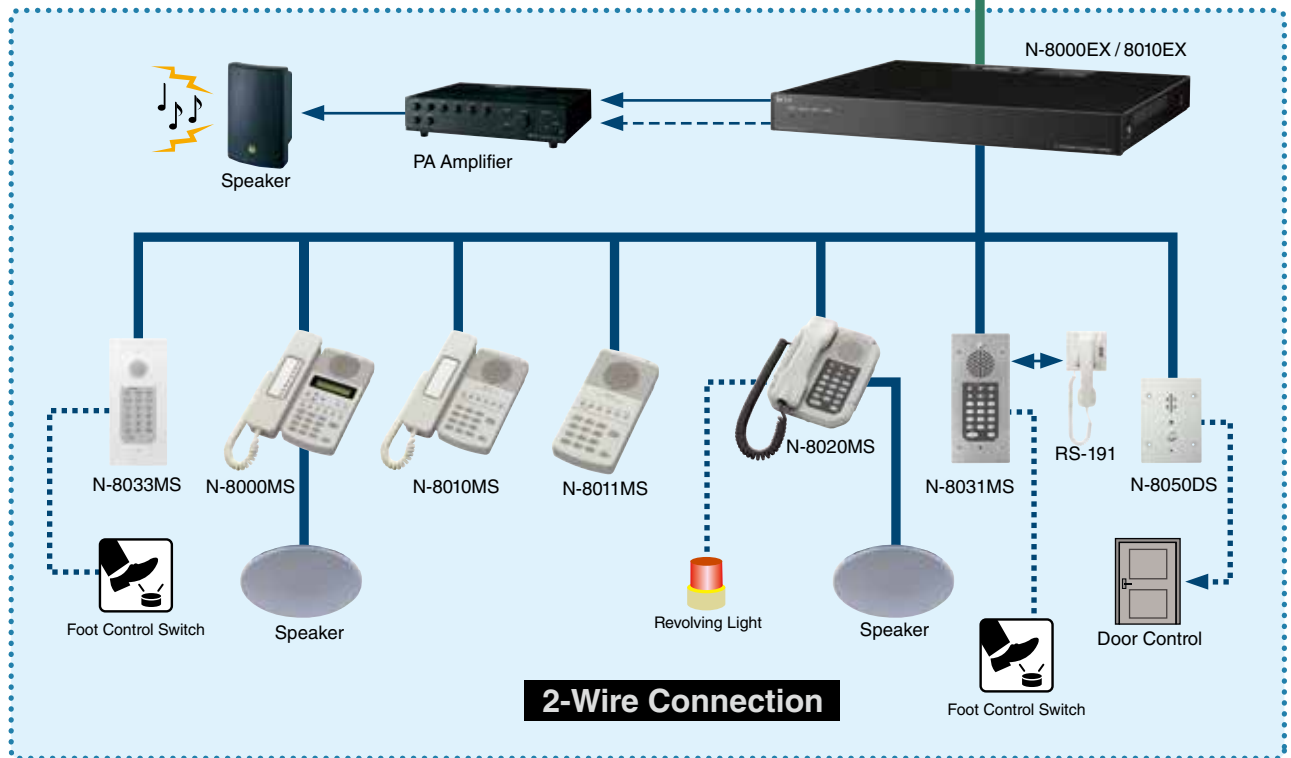
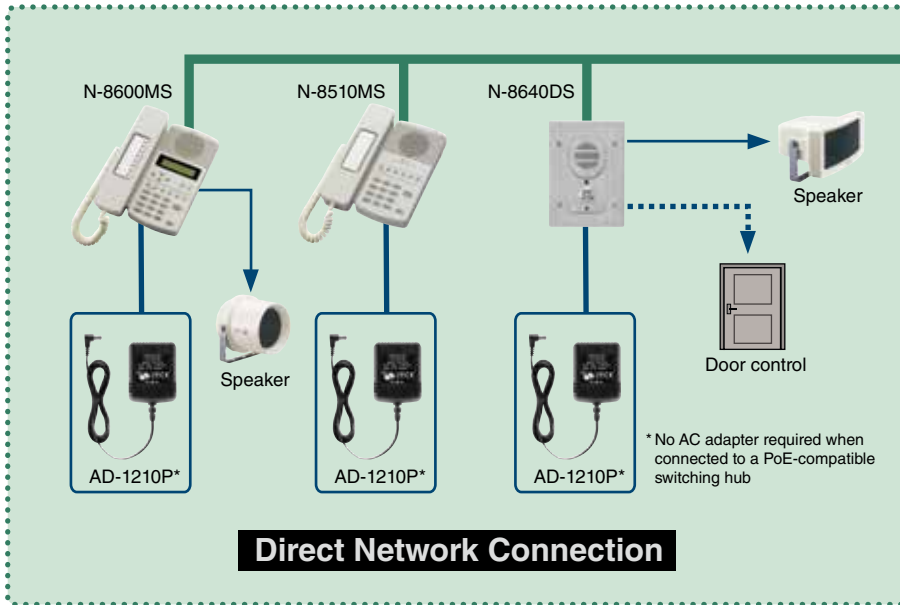
The complete menu of operation and stream logging options includes operation verification, voice communications and line supervision logs, all of which can be archived easily for instant recall.

Internal and external system security

The N-8000 System is equipped with both a round-the-clock internal surveillance function to minimize downtime and a packet audio protocol to prevent wiretapping.

N-8000 System Overview

LAN



System Specifications

LAN Connections

Max. 192 units (total no. of Exchanges, Interface Units and IP stations)

Station Connections

Max. 3,072 stations (16 stations connected to each of 192 Exchanges)

Voice Links

Max. 768 links (4 links for each of 192 connected N-8000EX Exchanges)

Paging

Zones
Max. 192 zones

Paging Outputs

Max. 384 outputs (2 outputs for each of 192 connected N-8000 Exchanges or Multi-Interface units)

BGM

Max. 8 channels (number of channels selectable from a station)

PBX Interface

Max. 384 units (2 units for each of 192 connected Multi-Interface units)

Tie-Line Interface

Max. 384 units (2 units for each of 192 connected Multi-Interface units)

Office-Line Interface

Max. 192 units (when 192 Office Line Interface units are connected)

Telephone Interface

Max. 192 units (when 192 Telephone Interface units are connected)

External Contact Output

N-8000MI
Max. 3,072 (16 inputs for each of 192 connected Multi-Interface units)

N-8000DI
Max. 6,144 (32 inputs for each of 192 connected Direct Select units)

N-8000AF
Max. 1,536 (8 inputs for each of 192 connected Audio Interface units)

External Contact Input

N-8000MI
Max. 3,072 (16 inputs for each of 192 connected Multi-Interface units)

N-8000DI
Max. 6,144 (32 inputs for each of 192 connected Direct Select units)

N-8000AF
Max. 1,536 (8 inputs for each of 192 connected Audio Interface units)

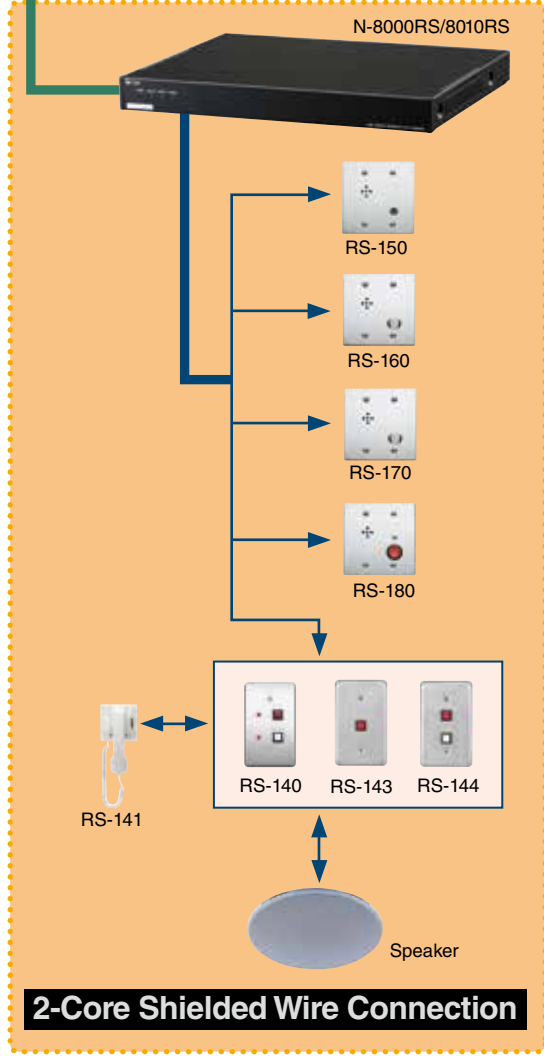
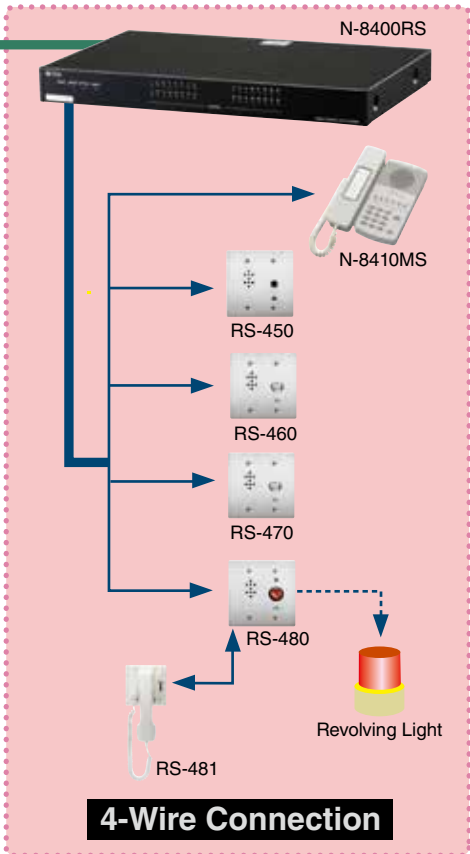
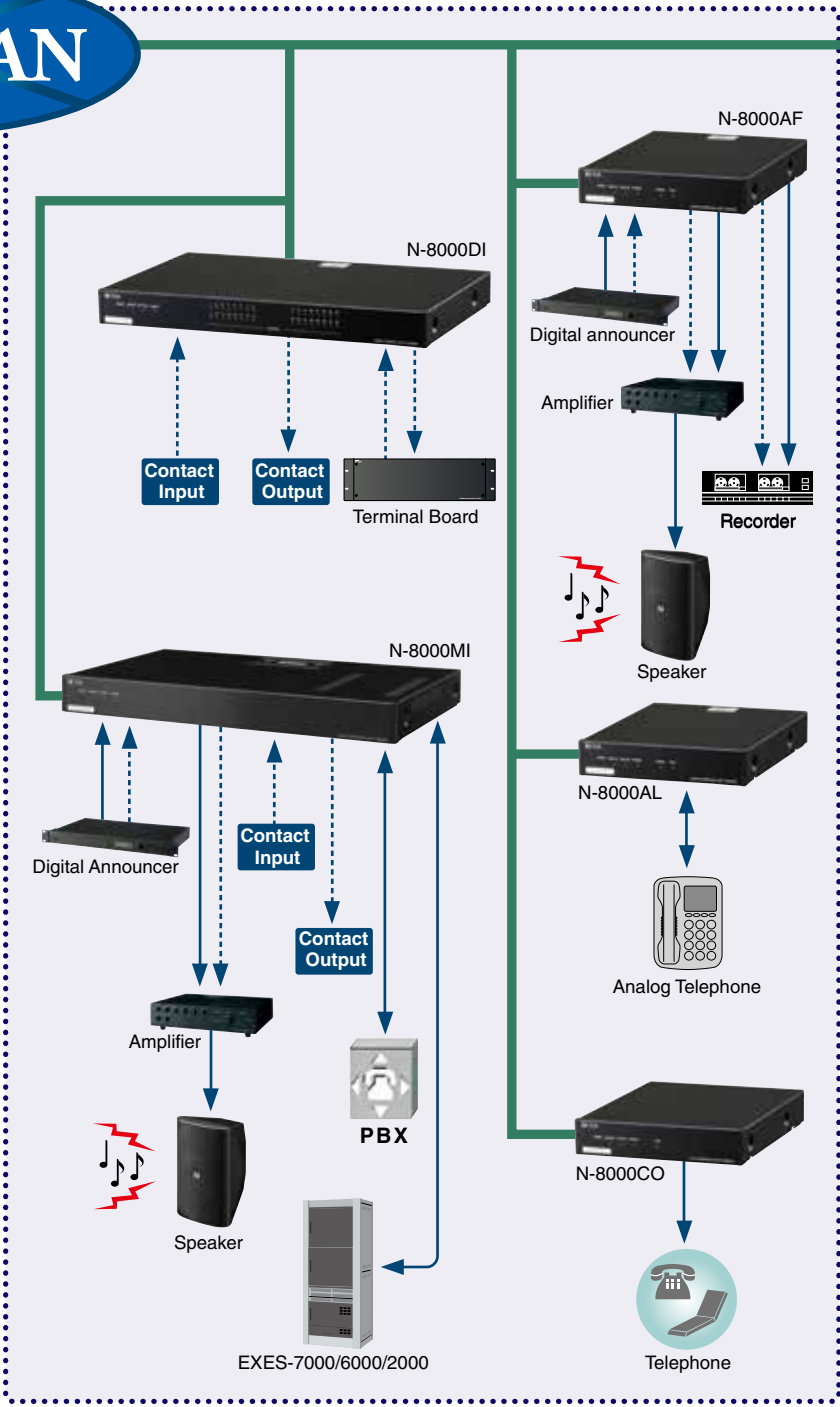
[Network Relations]

Audio Delay Time
80 ms/320 ms; changeable

Connection Delay Time
Max. 1 second (when 191 multicast paging destinations are set)

Bandwidth Used
Max. 208 Mbps (one-way)/unicast paging to 16 locations
Max. 130 kbps (two-way)/per call

WAN



Permits the creation of a wide variety of system configurations through the free combination of individual interface units

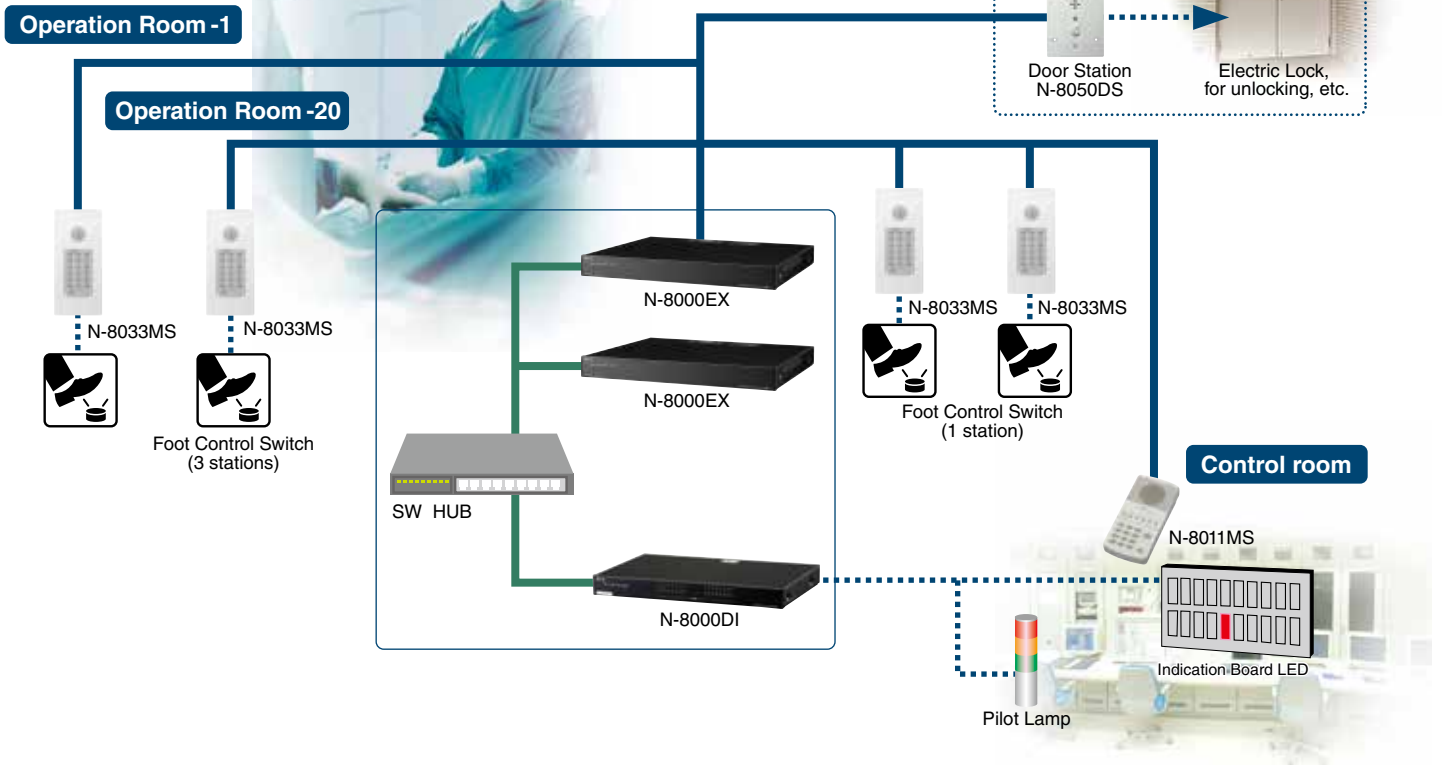
- PBX Connection • Office line connection
- Tie-line connection • BGM
- External equipment control
- Remote door control • Conversation recording
- External input broadcast • Paging
- Paging interlock contact output control
- Call station indicator • CCTV interlock
- Remote dialing • Direct select
- Contact bridge • System diagnosis
- Time signal • Time correction

A variety of convenient functions

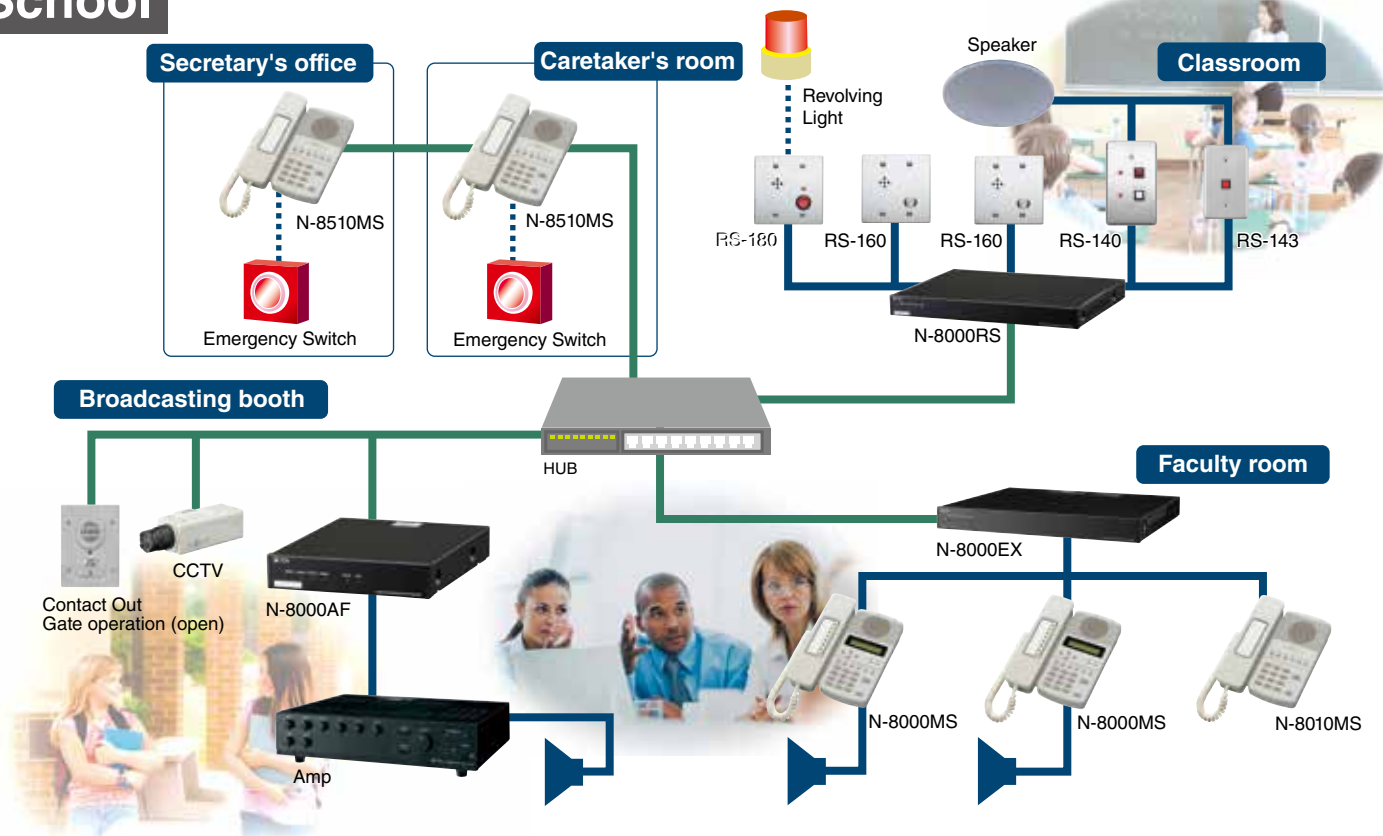
- Voice calling
- Hands-free conversation
- Automatic connection
- Continuous call
- One-touch dialing
- Call hold
- Automatic call forwarding
- Busy call
- Emergency call interruption
- Paging call
- Emergency all-group paging
- Emergency message broadcasts
- Paging response
- Scan monitor
- Three-party conference
- Door remote
- Emergency paging
- Audio trigger

Application Examples

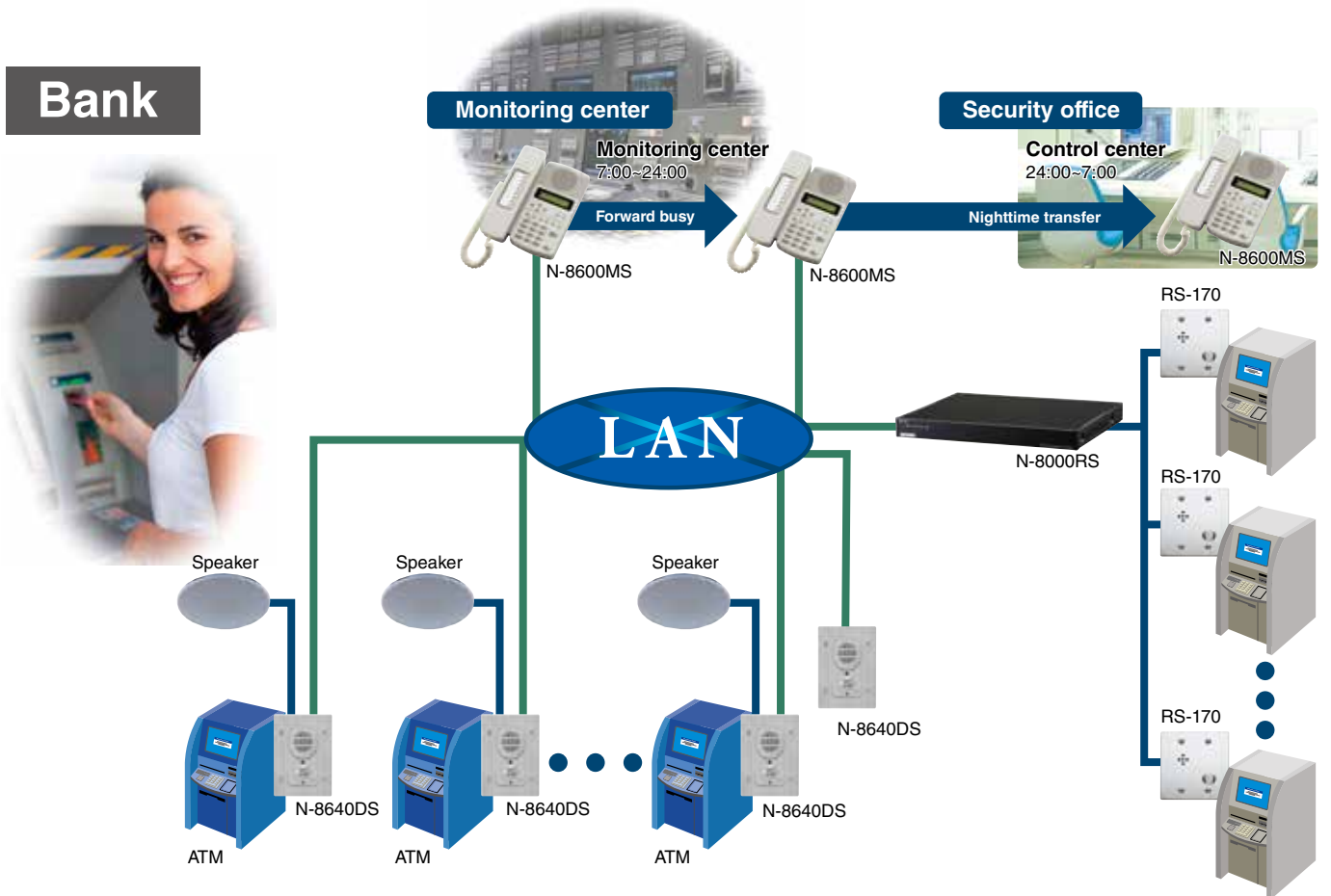
Hospital



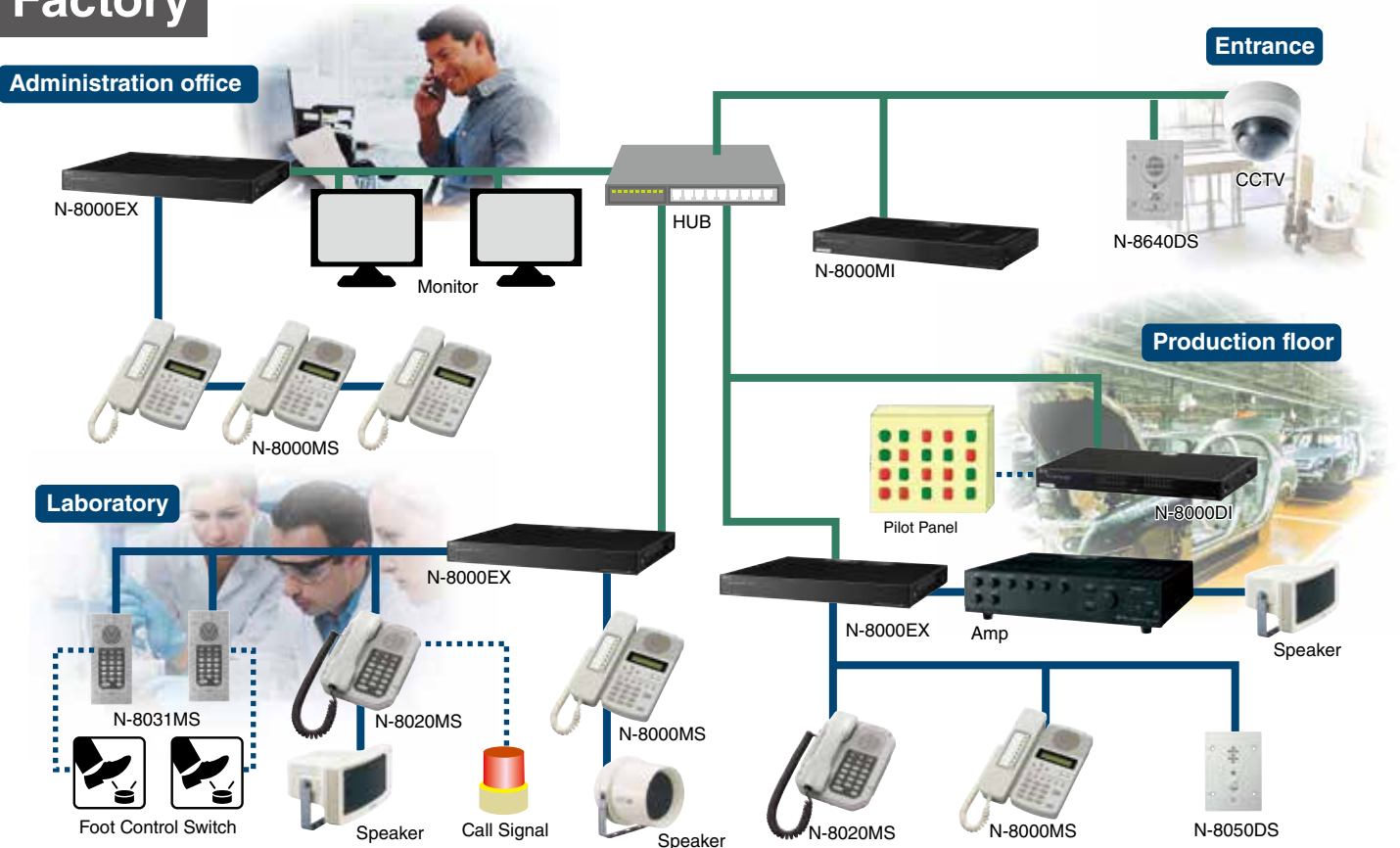
School



Bank



Factory

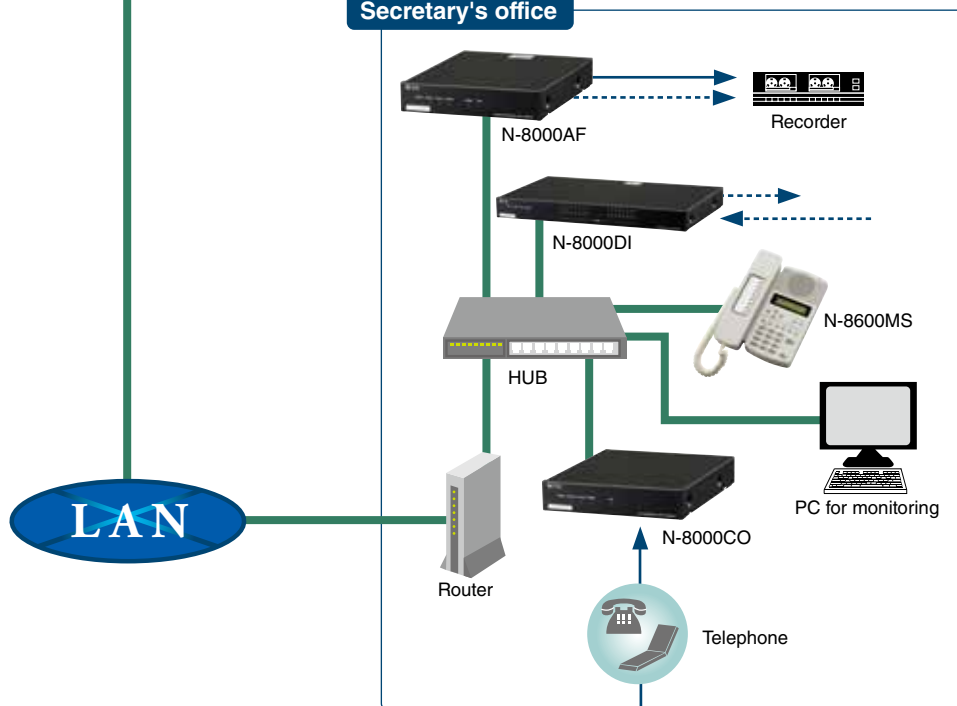


Parking garage

Parking area
































Secretary's office



Security company



Station Selection Chart

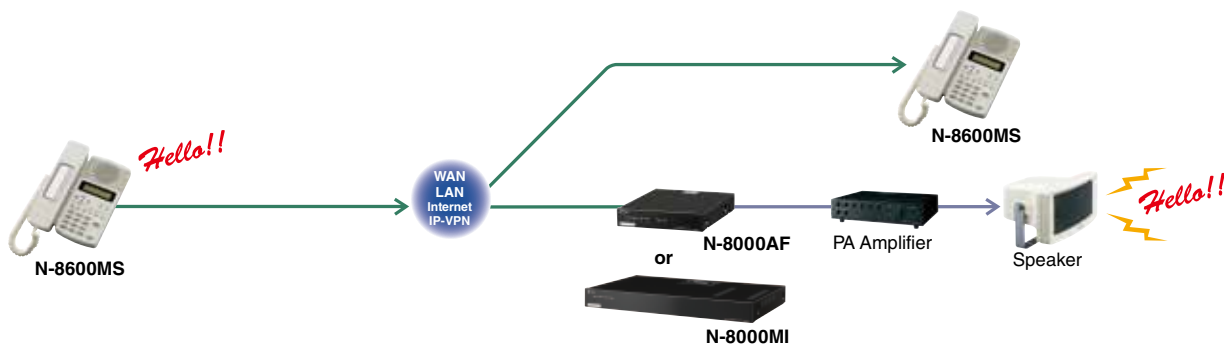
		Desk-top	Optional Bracket	Wall-mount	Applicable Exchanges/ Interfaces
IP Base	Master/Door Stations	 N-8600MS YC-280	 N-8640DS	 N-8640SB	
		 N-8510MS YC-280		 N-8650DS	
2-Wire Type	Master/Door Stations	 N-8000MS YC-280	 N-8031MS	 N-8050DS	 N-8000EX  N-8010EX
		 N-8010MS YC-280		 N-8033MS	
		 N-8011MS YC-290			
		 N-8020MS YC-280			
2-core Shielded Type	RS Sub-stations		 RS-150  RS-140  RS-144  RS-143	 RS-160  RS-170  RS-180	 N-8000RS  N-8010RS
		 N-8410MS YC-280	 RS-450  RS-460  RS-470  RS-480	 N-8400RS	

Vandal-resistant type

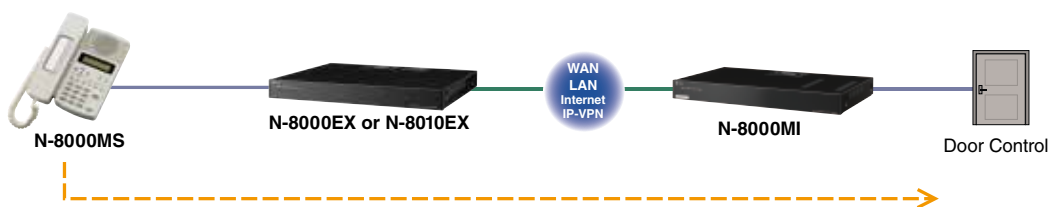
Outdoor type

Key Functions

Paging Function Allows the master station as well as external input equipment to initiate paging by PA equipment or the speakers of individual stations. Operators can use the setup software to configure up to 192 paging zones to which paging calls can be made as desired.



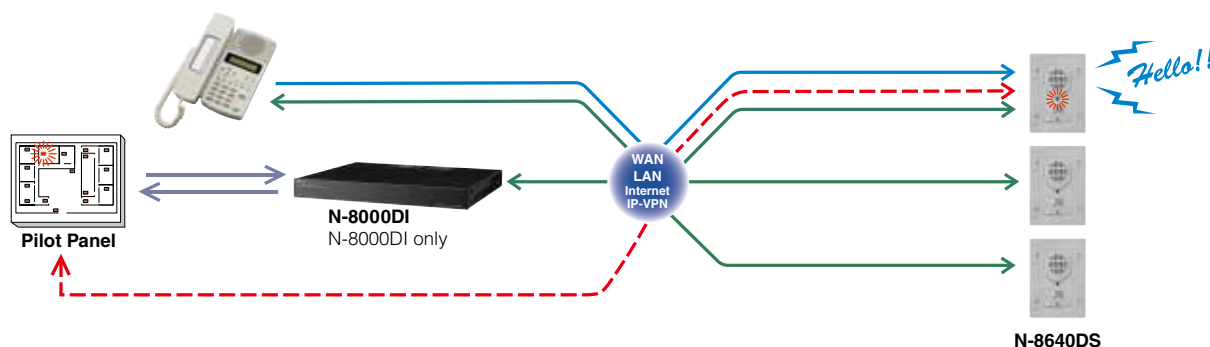
Remote Control of External System Makes it possible to execute door lock control easily through a contact output when the master station is engaged in ongoing conversation with the N-8640DS or N-8050DS Door Station.



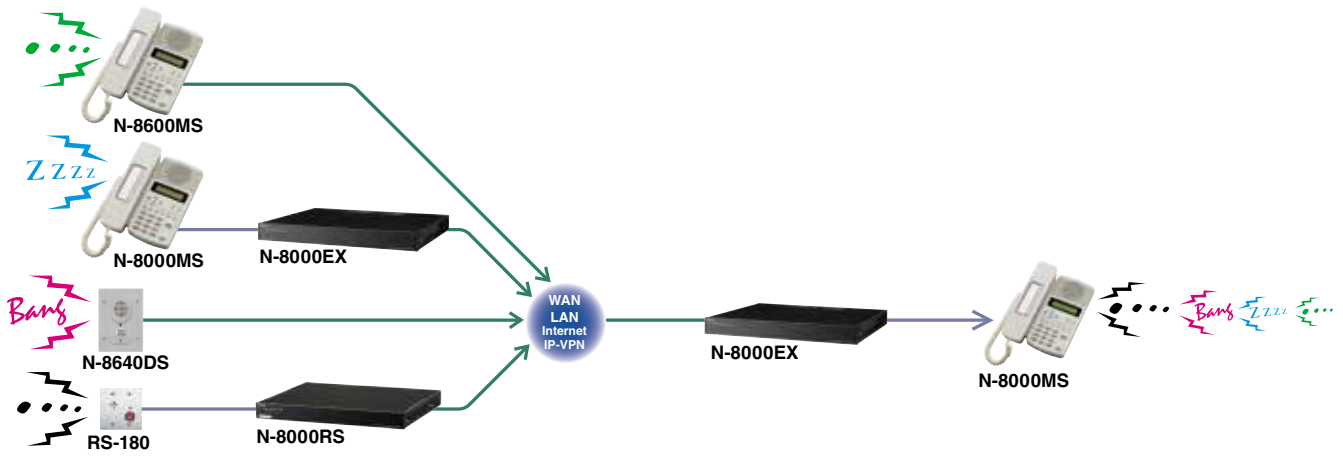
Privacy Mode Activated by a control on the RS-140 Switch Panel, blocks paging calls to connected speakers and prevents scan monitoring except for emergency calls.



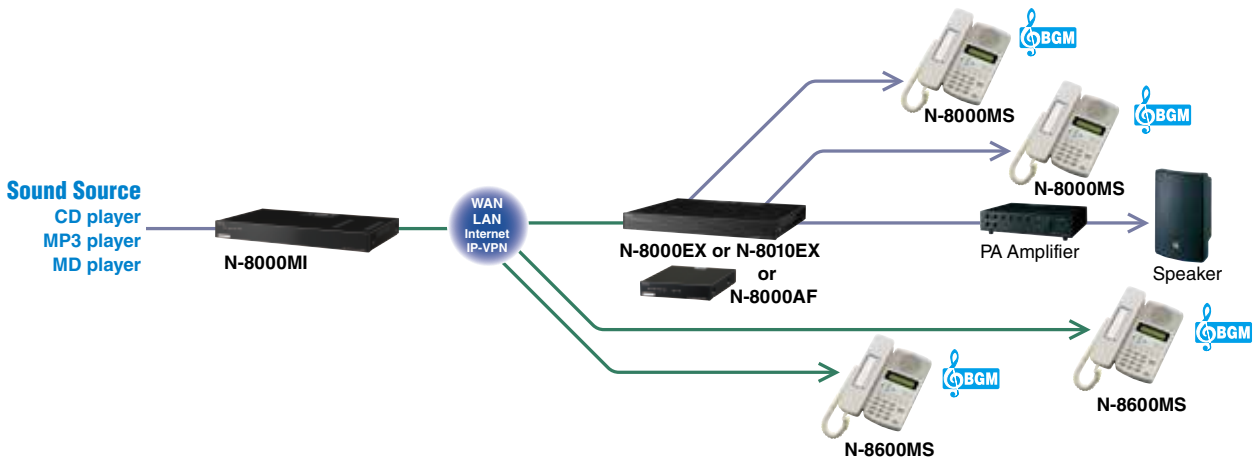
Direct Select Configures an operation panel equipped with indicator lamps and control buttons for the master station. Compatible with other stations, the panel assigns the various contact input and output channels to the master station and substations for purposes of identifying which substation is calling the programmed master station.



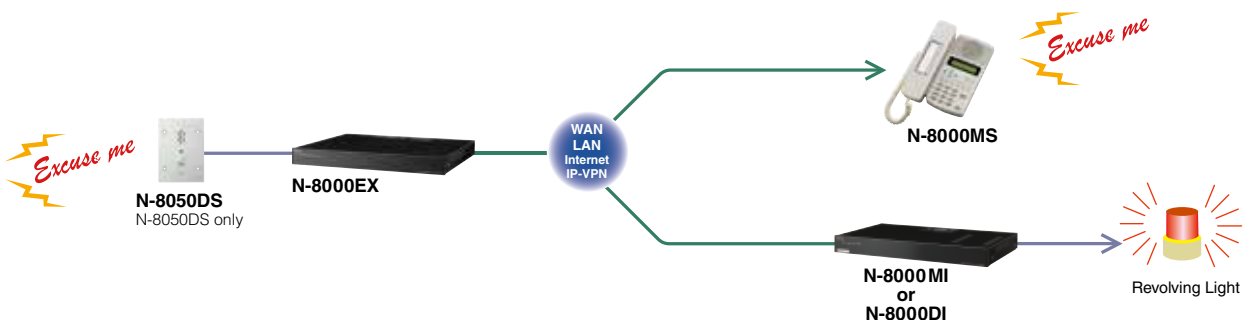
Scan Monitor Enables remote security monitoring by allowing the master station as well as analog telephones and external telephones to audio monitor two or more pre-programmed stations.



BGM Broadcasting Enables music from any of eight BGM sources connected to the N-8000MI to be distributed through speakers at the master and door stations.



Audio Trigger Sets off an alarm if audio input to a pre-programmed station's microphone fulfills pre-set conditions (detection time or signal level). Examples include calls to the designated master station or contact output generated by another interface unit.



IP Multifunction Master Station



IP Standard Master Station



IP Door Station



IP Door Station



IP Door Station Board Unit



	N-8600MS	N-8510MS	N-8640DS	N-8650DS	N-8640SB
Power Source	Power supply device that complies with IEEE802.3af standard or 12V DC (supplied from the AC adapter (option))				
Power Consumption	3W (max.)	6W (max.)	5W (max.)		
Speech Method	Hands-free or handset conversation		Hands-free conversation		
Audio Frequency Range	300 Hz – 7 kHz				
Contact Input	—		1 channel, no-voltage make contact input, open circuit voltage: 5V DC, short circuit current: 10mA or less, unterminated ends		
Contact Output	—		Open collector output, 4 channels, withstand voltage: 30V DC, control current: Max. 50mA (4 output 1COMMON), unterminated ends Relay contact output, 1 channel, withstand voltage: 30V DC, control current: Max. 500mA, unterminated ends		
External Speaker Terminal	0.5W, 8Ω	—		0.5W, 8Ω	
External Control Input Terminal	—	No-voltage contact input, open voltage: 5V DC, short-circuit current: 5mA or less, screwless connector (2 pins)		—	
Network Section					
Network I/F	10BASE-T/100BASE-TX (Automatic-Negotiation)				
Network Protocol	TCP/IP, UDP, ARP, ICMP, HTTP, RTP, IGMP				
Audio Packet Transmission System	Unicast, Multicast				
Voice Packet Loss Recovery	Silence insertion				
Audio Delay Time	80ms, 320ms (controllable on the software)				
Dust/Water Protection	—	—	IP65 (Note that panel edges must be sealed at installation.)	—	—
Finish	Body, Handset: ABS resin, gray		Panel: Stainless steel (SUS304), hairline/ Call button: Metal	ABS resin, dark gray	—
Dimensions	148 (W) x 208 (H) x 70.5 (D)mm (excluding a curl cord section)		115 (W) x 162 (H) x 58.5 (D)mm	117.2 (W) x 162 (H) x 60 (D)mm	79 (W) x 134 (H) x 53 (D)mm
Weight	770g	740g	780g	400g	350g
Option	Wall mounting bracket: YC-280, AC adapter: AD-1210P		For flush-mount: 3-gang electrical box or Back Box YC-150, Wall surface-mount: Wall mount Box YS-13A, AC adapter: AD-1210P		AC adapter: AD-1210P

*0dB = 1V

Multi Interface Unit



Direct Select Unit



Audio Interface Unit



	N-8000MI	N-8000DI	N-8000AF
Power Source	220 – 240V AC, 50/60Hz		7W (Max.)
Power Consumption	24W (230mA) (max.)		16W (Max.)
Audio Input	Input: 2 inputs (2P/input), Max. 0dB*, under 600, balanced, with a semi-fixed volume for adjustment (0 to -25dB) Control: 2 inputs (2P/input), no-voltage make contact input, open voltage: 12V DC, short-circuit current: 10mA Removable terminal block (8 pins)	—	1 input (transformer isolated), -58dB* to 0dB*, 2k, balanced (MIC/LINE input, controllable on the software) with input volume control knob, removable terminal block (3 pins)
Audio Output	Output: 2 outputs (2P/output), Max. 0dB*, under 600, balanced Control: 2 outputs (2P/output), relay contact output, contact capacity: 24V DC/0.5A Removable terminal block (8 pins)	—	1 output (transformer isolated), 0dB*, 600, balanced, removable terminal block (3 pins)
Contact Input	16 inputs, no-voltage make contact input, open voltage: 12V DC, short-circuit current: 10mA, removable terminal block (18 pins) (1 common terminal for 4 inputs)	32 inputs, no-voltage make contact input, open voltage: 24V DC, short-circuit current: 5mA or less, removable terminal block (20 pins),	8 inputs, no-voltage make contact input, open voltage: 24V DC, short-circuit current: 5mA or less, removable terminal block (10 pins), (1 common terminal for 4 inputs)
Contact Output	16 outputs, relay contact output, contact capacity: 24V DC/0.5A, removable terminal block (18 pins)	32 outputs, relay contact output, contact capacity: 24V DC/2 – 500mA, removable terminal block (32 pins)	8 outputs, relay contact output, output capacity: 24V DC/2 – 500mA, removable terminal block (16 pins)
Network Section			
Network I/F	10BASE-T/100BASE-TX (Automatic-Negotiation)		
Network Protocol	TCP/IP, UDP, ARP, ICMP, HTTP, RTP, IGMP		
Audio Packet Transmission System	Unicast, Multicast	—	Unicast, Multicast
Voice Packet Loss Recovery	Silence insertion		Silence insertion
Audio Delay Time	80ms, 320ms (Controllable on the software)		80ms, 320ms (Controllable on the software)
Finish	Pre-coated steel plate, black, 30% gloss		
Dimensions	420 (W) x 44.3 (H) x 239.5 (D)mm	420 (W) x 44.3 (H) x 267 (D)mm	210 (W) x 44.3 (H) x 267 (D)mm
Weight	2.8kg	2.8kg	1.7kg
Options	Wall mounting bracket: YC-850		Rack mounting bracket: MB-15B-BK, MB-15B-J Wall mounting bracket: YC-850

*0dB = 1V,

2-Wire Type Station

Multifunction Master Station

Standard Master Station

Industrial-Use Master Station

Standard Hands-Free Master Station

Flush-Mount Master Station

Flush-Mount Hands-Free Master Station

Door Station



	N-8000MS	N-8010MS	N-8020MS	N-8011MS	N-8033MS	N-8031MS	N-8050DS
Power Source	48V DC (supplied from the IP network intercom exchange)						
Power Consumption	2.4W (max.)						
Wiring Method	1 set of twisted pair cable						
Speech Method	Hands-free or handset conversation			Hands-free conversation			
Audio Frequency Range	300 Hz – 7k Hz						
Transmission Range	Max. 1500m (ø0.65mm. Loop resistance 170)						
Dial-in Contact Output	—	—	Open collector output (The contacts have polarity.) Withstand voltage: Max. 30V DC, Control current: Max. 50mA, screwless connector (2P)	—	—	—	—
Contact Output	—	—	—	—	—	—	Open collector output, withstand voltage: Max. 30V DC, control current: Max. 50mA, one shot: can be set from 1 to 9 sec, screw terminal (polarized)
External Dial Input	—	—	—	—	No-voltage make contact input, open voltage: 5V DC, short-circuit current: 1mA, screwless connector (5 pins)		—
External Speaker Terminal	0.6W, 8, screwless connector (2P)	—	0.6W, 8, screwless connector (2P)	—	—	—	—
Dust/Water Protection	—	—	IP54	—	IP65 (Note that panel edges must be sealed at installation.)	—	IP54 (Note that panel edges must be sealed at installation.)
Resistance to Environment	—	—	—	—	Chemical Resistant	—	—
Finish	Body, Handset: ABS resin, gray				Membrane switch (Front pasting): Polyester film	Panel: Stainless steel SUS304), hairline	Panel: Stainless steel (SUS304), hairline/ Call button: Metal
Dimensions	148 (W) x 208 (H) x 70.5 (D)mm (excluding a curl cord section)		170 (W) x 220 (H) x 97.8 (D)mm (excluding a curl cord section)	92 (W) x 195 (H) x 56.1 (D)mm	115 (W) x 254 (H) x 54.6 (D)mm		115 (W) x 162 (H) x 54 (D)mm
Weight	800g	700g	1kg	400g	850g		680g
Options	Wall mounting bracket: YC-280			Wall mounting bracket: YC-290	Back Box YC-841	Flush-mount: Back Box, YC-241 Wall surface-mount: Wall mount Box YC-251	Flush-mount: 3-gang electrical box or Back Box YC-150 Wall surface-mount: Wall mount Box YS-13A

*0dB = 1V

Hands-Free Master Station Board Unit

Hands-Free Substation Board Unit



	N-8031SB	N-8050SB
Power Source	48V DC (supplied from the IP network intercom exchange (option))	
Power Consumption	1.8W (rated), 2.4W (max.)	
Wiring Method	1 set of twisted pair cables	
Speech Method	Hands-free conversation (Handset conversation can be established in conjunction with the RS-191(option))	Hands-free conversation
Audio Frequency Range	300 – 7,000Hz	
Transmission Range	Max. 1500m (ø0.65mm. Loop resistance 170)	
Dial Input	Solderless connector (10 pins, male), open voltage: 3.3V DC, short-circuit current: 1mA	—
External Dial Input	No-voltage make contact input, open voltage: 5V DC, short-circuit current: 1mA, screwless connector (5 pins)	—
Contact Output	—	Open collector output, withstand voltage: Max. 30V DC, control current: Max. 50mA, one shot: can be set from 1 to 9 sec, screw terminal (polarized)
Dimensions	70 (W) x 185 (H) x 20.6 (D)mm	67 (W) x 128.3 (H) x 26 (D)mm
Weight	205g (including accessories)	100g (including accessories)
Option	Handset: RS-191	

*0dB = 1V

IP Network Intercom Exchanges



	N-8000EX	N-8010EX
Power Source	220 – 240V AC, 50/60Hz	
Power Consumption	50W (at rated), 75W (max.)	
Interface Section or Station		
Speech Link	Internal: 4/External: 8	Internal: 1/External: 2
Line Capacity	Up to 16 stations	
Wiring Method	1 set of twisted pair cables	
Transmission Range	Max. 1500m (ø0.65mm. Loop resistance 170)	
Paging Output	Audio: 2 channels Max. 0dB*, 600, balanced, detachable terminal block Control: 2 channels, no-voltage make contact output (24V DC/0.5A), removable terminal block	Station paging only
Network Section		
Network I/F	10BASE-T/100BASE-TX (Automatic-Negotiation)	
Network Protocol	TCP/IP, UDP, ARP, ICMP, HTTP, RTP, IGMP	
Audio Packet Transmission System	Unicast, Multicast	
Audio Packet Omission	Silence insertion	
Audio Delay Time	80ms, 320ms (Controllable on the software)	
Finish	Pre-coated steel plate, black, 30% gloss	
Dimensions	420 (W) x 44.3 (H) x 356 (D)mm	
Weight	4.1kg	4.2kg

*0dB = 1V

2-Core Shielded Cable Type

Sub-station Interface Unit



	N-8000RS	N-8010RS
Power Source	220 – 240V AC, 50/60Hz	
Power Consumption	40W(at rated), 50W(max.)	32W (at rated), 38W (max.)
Interface Section for Sub-station		
Number of Lines	16 lines	
Number of Speech Link	2 links	1 link
Transmission Range	500m/ø0.5mm, 800m/ø0.65mm, 1300m/ø0.9mm	
Wiring Method	Two-core shielded cable	
Network Section		
Network I/F	10BASE-T/100BASE-TX (Automatic-Negotiation)	
Network Protocol	TCP/IP, UDP, ARP, ICMP, HTTP, RTP, IGMP	
Audio Packet Transmission System	Unicast, Multicast	
Voice Packet Loss Recovery	Silence insertion	
Audio Delay Time	80ms, 320ms (Controllable on the software)	
Finish	Pre-coated steel plate, black, 30% gloss	
Dimensions	420 (W) x 44.3 (H) x 325.5 (D)mm	
Weight	3.9kg	3.8kg
Options	Wall mounting bracket: YC-850	

**Sub-station
(Emergency Use)**



**Sub-station
(Outdoor Vandal-Resistant Type)**



**Sub-station
(Indoor Vandal-Resistant Type)**



**Sub-station
(Indoor Type)**



	RS-180	RS-170	RS-160	RS-150
Control Output	Open collector output: 24V DC, 30mA (The open collector output is kept turned on till the conversation is finished after the call button was pressed.)	—	—	—
Finish	Panel: Stainless steel (SUS304), hairline Call Button: Metal, red Printed Circuit Board: Weather-resistant coating	Panel: Stainless steel (SUS304), hairline Call Button: Metal	Panel: Stainless steel (SUS304), hairline Call Button: Metal	Panel: Stainless steel (SUS304), hairline Call Button: Resin, black
Dimensions	120 (W) x 120 (H) x 58.5 (D)mm	120 (W) x 120 (H) x 57.5 (D)mm	120 (W) x 120 (H) x 57.5 (D)mm	120 (W) x 120 (H) x 48.5 (D)mm
Weight	570g	540g	540g	410g
Options	2-gang electrical box: YC-302, Indoor wall-mount box: YC-822, Outdoor wall-mount box: YC-823	2-gang electrical box: YC-302, Indoor wall-mount box: YC-822, Outdoor wall-mount box: YC-823	2-gang electrical box: YC-302, Indoor wall-mount box: YC-822	2-gang electrical box: YC-302, Indoor wall-mount box: YC-822

**IP Intercom
Switch Panel**



RS-141

**IP Intercom
Switch Panel**



RS-143

Switch Panel



RS-140

**IP Intercom
Switch Board**



	RS-144	RS-143	RS-140
Call-in Switch	Momentary (EMERGENCY, NORMAL)	Momentary	Momentary
Privacy Switch	—	—	Latching
Wiring	Two-core shielded cable		
Finish	Panel: Stainless steel, hairline Call-in Switch: Resin, red Privacy Switch (normal): Resin, white	Panel: Stainless steel, hairline Call-in Switch: Resin, red	Panel: Stainless steel, hairline Call-in Switch: Resin, red Privacy Switch (normal): Resin, white
Dimensions	70 (W) x 115 (H) x 28.6 (D)mm		
Weight	80g		
Options	Flush-mount box: YC-801, Wall-mount box: YC-802, Handset: RS-141		

	RS-142
Call Switch Wiring	4 cables (for 2 momentary switches)
Wiring	Two-core shielded cable
Weight	30g

4-Wire Type

Sub-station Interface Unit



Analog Standard Master Station



N-8400RS	
Power Source	220 – 240V AC, 50/60Hz
Power Consumption	35W (at rated), 50W(max.)
Interface Section for Sub-station	
Number of Lines	16 lines
Number of Speech Link	2 links
Transmission Range	1km/ø0.5mm, 1.5km/ø0.65mm, 2km/ø0.9mm
Wiring Method	2 sets of twisted pair cables
Network Section	
Network I/F	10BASE-T/100BASE-TX (Automatic-Negotiation)
Network Protocol	TCP/IP, UDP, ARP, ICMP, HTTP, RTP, IGMP
Audio Packet Transmission System	Unicast, Multicast
Voice Packet Loss Recovery	Silence insertion
Audio Delay Time	80ms, 320ms (Controllable on the software)
Finish	Pre-coated steel plate, black, 30% gloss
Dimensions	420 (W) x 44.3 (H) x 325.5 (D)mm
Weight	4kg
Option	Wall mounting bracket: YC-850

N-8410MS	
Power Source	24V DC (supplied from the sub station interface unit N-8400RS)
Current Consumption	Max. 30mA
Wiring Method	2 set of twisted pair cable
Speech Method	Hands-free or handset conversation
Audio Frequency Range	300 Hz – 7k Hz
Transmission Range	1km/ø0.5mm (AWG24), 1.5km/ø0.65mm (AWG22), 2km/ø0.9mm (AWG19)
Finish	Body, Handset: ABS resin, gray
Dimensions	148 (W) x 208 (H) x 70.5 (D)mm (excluding a curl cord section)
Weight	720g
Option	Wall mounting bracket: YC-280

*0dB = 1V

Sub-station (Emergency Use)



RS-481

Sub-station (Outdoor Vandal-Resistant Type)



Sub-station (Indoor Vandal-Resistant Type)



Sub-station (Indoor Type)



	RS-480	RS-470	RS-460	RS-450
Call-in Switch	Momentary (Emergency call: Press twice within 400 ms)			
Control Output	Open collector output: 30V DC, 30mA	—		
Wiring	Twisted pair cables (2-pair)			
Dust/Water Protection	IP54		—	
Finish	Panel: Stainless steel, hairline Call Switch: Metal, red Circuit board: Weather-resistant coating	Panel: Stainless steel, hairline Call Switch: Metal, silver	Panel: Stainless steel, hairline Call Switch: Resin, black	
Dimensions	120 (W) x 120 (H) x 50.5 (D)mm	120 (W) x 120 (H) x 49.5 (D)mm	120 (W) x 120 (H) x 41.5 (D)mm	
Weight	575g	550g	540g	510g
Options	2-gang electrical box: YC-302, Handset: RS-481 Indoor wall-mount box: YC-822, Outdoor wall-mount box: YC-823	2-gang electrical box: YC-302, Indoor wall-mount box: YC-822, Outdoor wall-mount box: YC-823	2-gang electrical box: YC-302, Indoor wall-mount box: YC-822	

Telephone Interface Unit



C/O Interface Unit



	N-8000AL	N-8000CO
Power Source	220 – 240V AC, 50/60Hz	
Power Consumption	8W (Max.)	7W (Max.)
Line: Public Switched telephone networks		
Number of Lines	1 line	
Contact Signal Type	DTMF Signal	—
Selective Signal Type	—	DTMF Signal
Signal System	—	Compatible with loop start signalling
Monitor Function	Line Loop detection	—
Control Function	Caller ID function	—
Wiring Method	1 pair of twisted pair cable	
Network Section		
Network I/F	10BASE-T/100BASE-TX (Automatic-Negotiation)	
Network Protocol	TCP/IP, UDP, ARP, ICMP, HTTP, RTP, IGMP	
Audio Packet Transmission System	Unicast, Multicast	
Finish	Pre-coated steel plate, black, 30% gloss	
Dimensions	210 (W) x 44.3 (H) x 267 (D)mm	
Weight	1.7kg	
Options	Rack mounting bracket: MB-15B-BK, MB-15B-J Wall mounting bracket: YC-850	

* 0dB = 1V



YC-850 Wall-Mount Bracket

Designed to mount N-8000RS, N-8010RS, N-8400RS, N-8000DI, N-8000AF, N-8000AL and N-8000CO on a wall.
Finish: Surface-treated steel plate, black, 30% gloss
Dimensions: 45.1 (W) x 220 (H) x 10 (D)mm



YC-280 Wall-Mount Bracket

Designed to mount N-8000MS, N-8010MS, N-8020MS, N-8410MS, N-8510MS and N-8600MS on a wall.
Finish: Surface-treated steel plate, gray, paint
Dimensions: 100 (W) x 140 (H) x 31.8(D) mm



YC-290 Wall-Mount Bracket

Designed to mount N-8011MS on a wall.
Finish: Surface-treated steel plate, gray, paint
Dimensions: 64 (W) x 131.5 (H) x 31.8 (D) mm



YC-251 Surface-Mount Back Box

Designed to mount N-8031MS on a wall.
Finish: Surface-treated steel plate, white
Dimensions: 124 (W) x 258.5 (H) x 50.5 (D) mm



YC-241 Flush-Mount Back Box

Designed to surface-mount N-8031MS on a wall.
Finish: Colored chrome painting
Dimensions: 276 (W) x 119 (H) x 67 (D) mm



YC-150 Flush-Mount Back Box

Designed to flush-mount N-8050DS and N-8640DS on a wall.
Finish: Zinc-plating
Dimensions: 184 (W) x 119 (H) x 57 (D) mm



YC-801 Flush-Mount Box

Designed to flush-mount RS-140, RS-143 and RS-144 on a wall.
Finish: Colored chrome painting
Dimensions: 72 (W) x 119 (H) x 57 (D) mm



YS-13A Surface-Mount Back Box

Designed to surface-mount N-8050DS and N-8640DS on a wall.
Finish: Zinc-plating
Dimensions: 163.5 (W) x 114.5 (H) x 55 (D) mm



YC-802 Wall-Mount Box

Designed to flush-mount RS-140, RS-143 and RS-144 on a wall.
Finish: Surface-treated steel plate, white
Dimensions: 75 (W) x 124 (H) x 50.5 (D) mm



YC-302 2-Gang Electrical Box

Designed to mount RS-150, RS-160, RS-170, RS-180, RS-450, RS-460, RS-470 and RS-480 on a wall.
Finish: SPHT, MFZn4 (glazed chromate)
Dimensions:
Outlet box: 102 (W) x 102 (H) x 44 (D)mm
Cover: 106 (W) x 106 (H) x 13 (D)mm



YC-841 Back Box

Designed to flush-mount N-8033MS on a wall.
Finish: Surface-treated steel plate, white
Dimensions: 119 (W) x 258 (H) x 57 (D) mm



YC-823 Outdoor Wall-Mount Box

Designed to mount RS-170, RS-180, RS-470 and RS-480 on a wall.
Finish: Stainless plate, off-white
Dimensions: 124 (W) x 124 (H) x 62 (D) mm.



AD-1210P AC Adapter

The AD-1210P is an AC adapter to operate the IP Station on AC.



YC-822 Indoor Wall-Mount Box

Designed to mount RS-150, RS-160, RS-170, RS-180, RS-450, RS-460, RS-470 and RS-480 on a wall.
Finish: Surface-treated steel plate, white
Dimensions: 124 (W) x 124 (H) x 61 (D) mm



Human Society with
Sound & Communication

TOA Corporation
www.toa.jp

Specifications are subject to change without notice.
Printed in Japan (1303) 833-52-325-5F u