

DESCRIPTION

The F-08WT is a 2-way surface-mount speaker system designed to deliver high-quality audio for a variety of applications. This versatility makes it ideal for foreground or background music playback, as well as public address announcements. The F-08WT boasts a sleek aesthetic that seamlessly integrates with walls and ceilings, minimizing its visual impact and complementing a wide range of architectural styles. The innovative mounting hardware incorporates a temporary hanging feature, allowing for easy and secure single-handed installation with effortless wiring and angle adjustments.

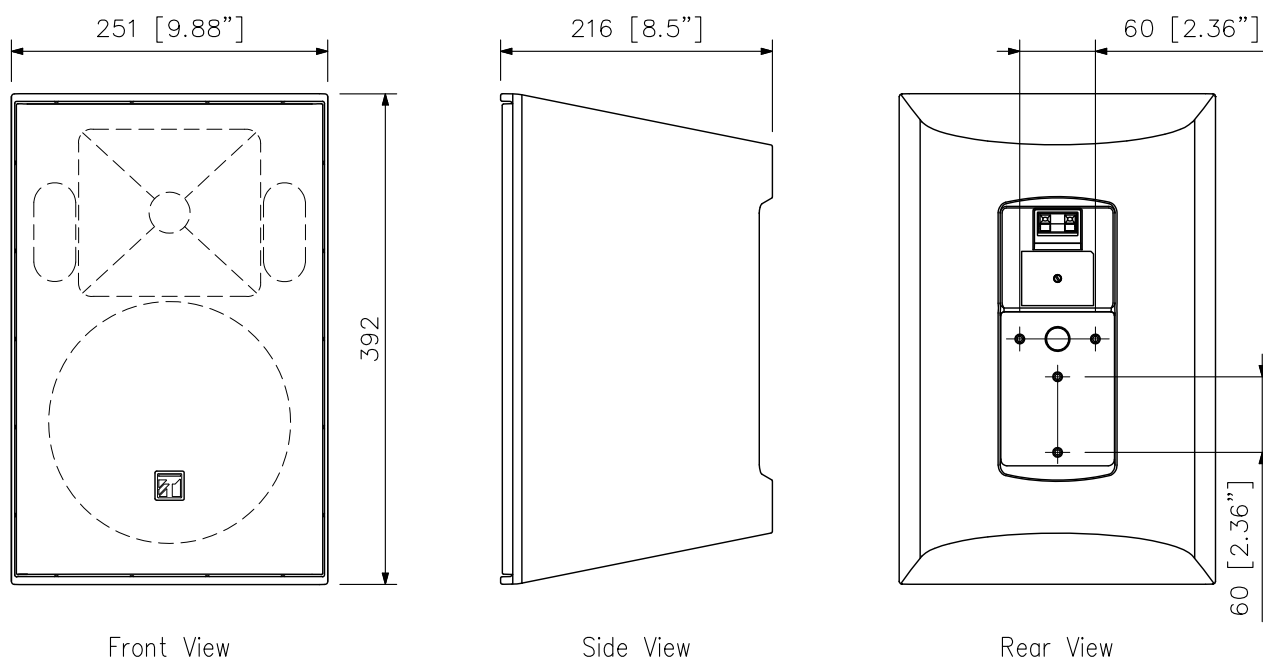
SPECIFICATIONS

Enclosure	Bass-reflex type
Power Handling Capacity (*1)	Rated noise power: 90 W (8 Ω) Continuous program: 180 W (8 Ω)
Rated Input	60 W (100 V line, 70 V line)
Rated Impedance	8 Ω 100 V line: 170 Ω (60 W), 330 Ω (30 W), 670 Ω (15 W), 3.3 kΩ (3 W) 70 V line: 83 Ω (60 W), 170 Ω (30 W), 330 Ω (15 W), 670 Ω (7.5 W), 3.3 kΩ (1.5 W)
Sensitivity	91 dB (1 W, 1 m) at installation in 1/2 free sound field
Frequency Response	50 Hz – 20 kHz, –10 dB at installation in 1/2 free sound field
Crossover Frequency	3 kHz
Directivity Angle	Horizontal: 100°, Vertical: 100°
Speaker Component	Low frequency: 20 cm (8") PPcone-type High frequency: 25 mm (1") dome tweeter
Input Terminal	Push-in terminal
Operating Temperature	–10 °C to +50 °C (14 °F to 122 °F)
Installation Environment	Indoor installation
Finish	Enclosure: HIPS, white (RAL 9016 equivalent), paint Grille: Aluminum, white (RAL 9016 equivalent), paint Speaker bracket: Die-cast aluminum, white (RAL 9016 equivalent), paint Base bracket: Steel plate, t4.5, white (RAL 9016 equivalent), paint Base bracket cover: HIPS, white (RAL 9016 equivalent)
Dimensions	251 (W) × 392 (H) × 216 (D) mm (9.88" × 15.43" × 8.5")
Weight	5.2 kg (11.46 lb)
Accessory	Speaker bracket ×1, Base bracket ×1, Base bracket cover ×1, Bracket fixing screw ×1 set
Option	Adapter plate: HY-F08W Speaker stand: ST-34B Note: K&M 19780 or K&M 19610 is required.

(*1) Rated noise power is defined by IEC60268–5. Continuous program is 3 dB above Rated noise power.

Note: Bolts and nuts for mounting the bracket to the wall or ceiling are not included. Prepare them separately.

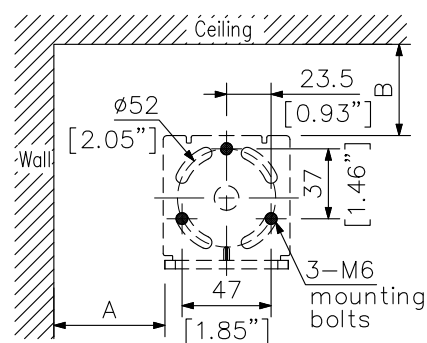
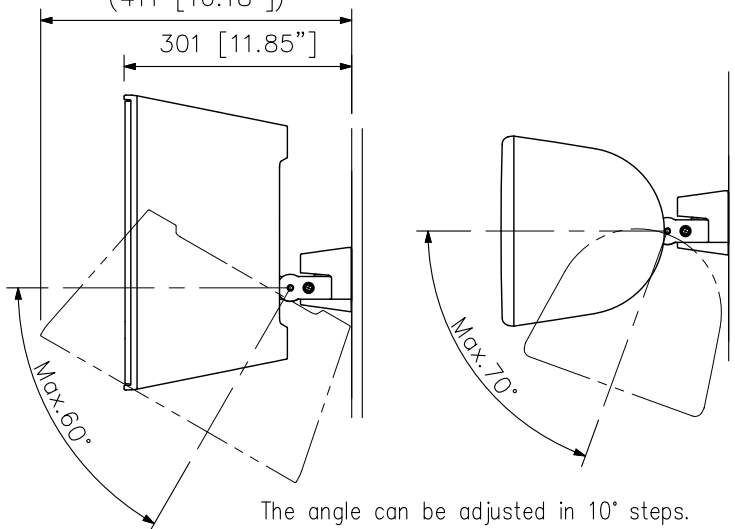
APPEARANCE



UNIT:mm SCALE:1/6

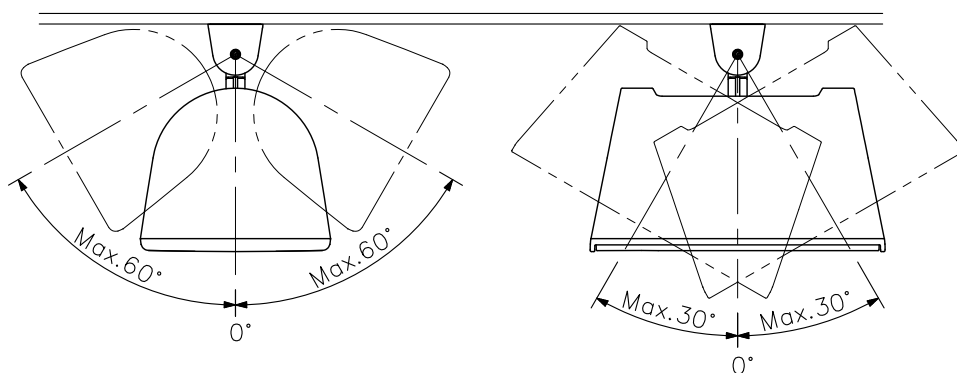
■ Wall mounting example

(411 [16.18"])

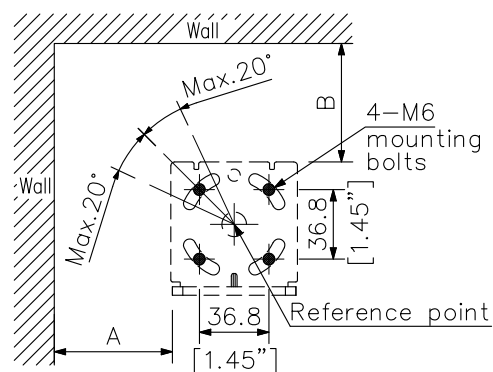
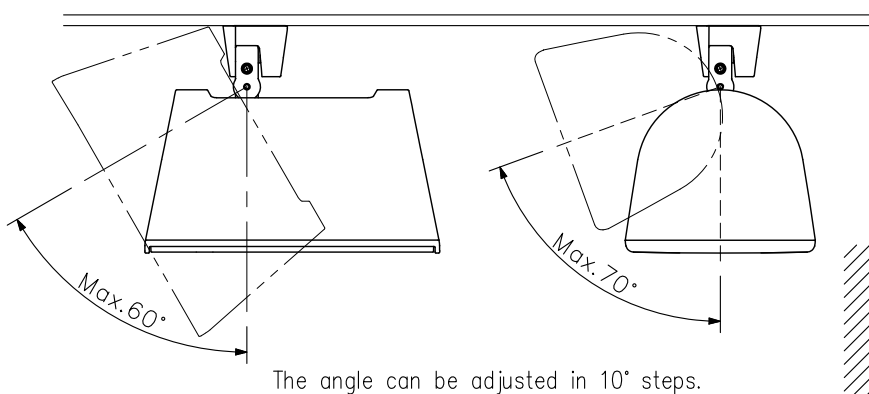


	Vertical installation	Horizontal installation
A	300 (11.81") or more	350 (13.78") or more
B	450 (17.72") or more	300 (11.81") or more

Dimensions of wall mounting hole
(base bracket (accessory))
(scale: 1/4)



■ Ceiling mounting example



	Vertical installation	Horizontal installation
A	200 (7.87") or more	250 (9.84") or more
B	300 (11.81") or more	250 (9.84") or more

Dimensions of wall or ceiling mount hole
(base bracket (accessory))
(scale: 1/4)

The angle can be adjusted up to 20° left or right from the "Reference point" in the Base bracket.

UNIT:mm SCALE:1/10