

The F-03WT-WP-UE is certified according to the European Standard EN 54-24: 2008, DoP number is 24-105.

## DESCRIPTION

The F-03WT-WP-UE is a 2-way surface-mount speaker system designed to deliver high-quality audio for a variety of applications. This versatility makes it ideal for foreground or background music playback, as well as public address announcements. It is IP65-rated and compliant with EN 54-24 Type B as well as UL 1480A (UEAY (Outdoor use)).

## SPECIFICATIONS

Enclosure	Sealed type
Power Handling Capacity (*1)	Rated noise power: 30 W (8 Ω) Continuous program: 60 W (8 Ω)
Rated Input	15 W (100 V line, 70 V line)
Rated Impedance	8 Ω 100 V line: 670 Ω (15 W), 2 kΩ (5 W), 3.3 kΩ (3 W), 10 kΩ (1 W) 70 V line: 330 Ω (15 W), 670 Ω (7.5 W), 2 kΩ (2.5 W), 3.3 kΩ (1.5 W), 10 kΩ (0.5 W)
Sensitivity	86 dB (1 W, 1 m) (1 – 10 kHz, pink noise)
Speaker Component	9 cm (3.5") Full-range PPcone-type
Frequency Response	100 Hz – 20 kHz, -10 dB at installation in 1/2 free sound field
Directivity Angle	Horizontal: 100°, Vertical: 100°
Compliance/Certifications	EN 54-24:2008, UL 1480A (UEAY (outdoor use))
IP Code	IP65
Installation Environment	Indoor installation, Outdoor installation (*2) (*3)
EN 54-24 specifications	Sensitivity: 73 dB (1 W, 4 m) Max. SPL: 85 dB (15 W, 4 m) Coverage Angle (-6 dB): Horizontal: 360° (500 Hz), 190° (1 kHz), 125° (2 kHz), 100° (4 kHz) Vertical: 360° (500 Hz), 150° (1 kHz), 130° (2 kHz), 110° (4 kHz) Environmental Type: B (outdoor applications) IP Code: IP33C
Operating Temperature	-10 °C to +50 °C (14 °F to 122 °F)
Input Terminal	M4 screw terminal, distance between barriers: 9 mm (0.35")
Applicable Cable	Cable: Ø6 – Ø10 mm (0.24" – 0.39") Solid wire, Twisted wire: 0.3 – 3.3 mm² (AWG 22 – 12)
Finish	Enclosure: HIPS, white (RAL 9016 equivalent), paint Grille: Aluminum, white (RAL 9016 equivalent), paint U bracket, Speaker bracket: Stainless steel, t2, white (RAL 9016 equivalent), paint
Dimensions	130 (W) × 221 (H) × 132 (D) mm (5.12" × 8.7" × 5.2")
Weight	1.7 kg (3.75 lb)
Accessory	U bracket ×1, Speaker bracket ×2, Bracket fixing screw ×1 set, Terminal cover ×1, Terminal cover mounting screw ×4

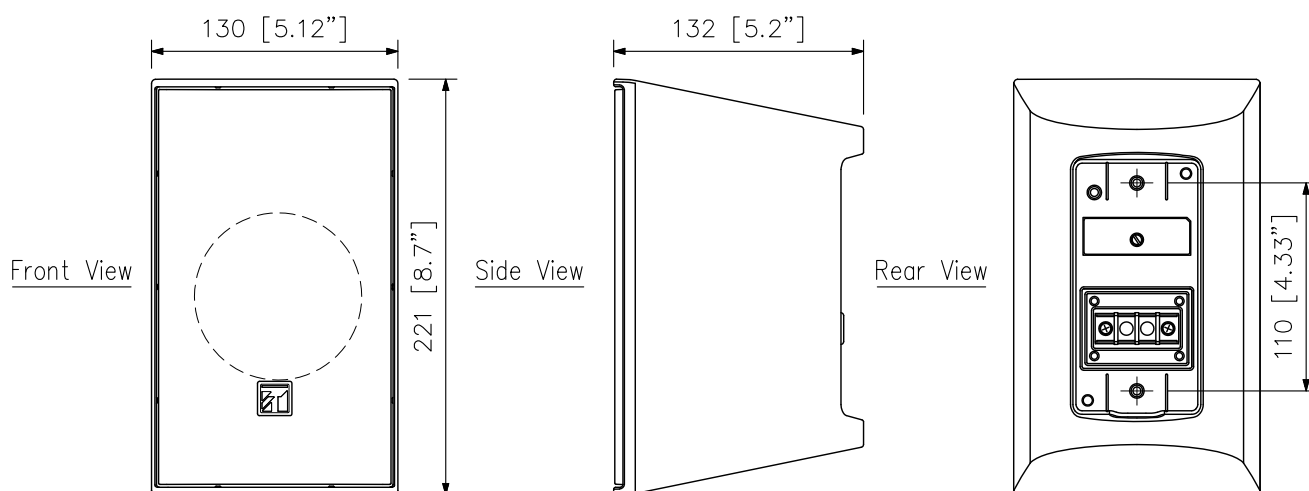
(\*1) Rated noise power is defined by IEC60268-5. Continuous program is 3 dB above Rated noise power.

(\*2) Avoid installing the speaker in areas with corrosive gases, such as coastal or hot spring areas, or in poorly ventilated indoor swimming facilities, or places with dust or strong wind. Corrosion may cause the speaker to fall, resulting in injury.

(\*3) Keep the front part of speaker away from direct sunlight. Otherwise, ultraviolet rays deteriorate the speaker unit's cone, causing the speaker to malfunction.

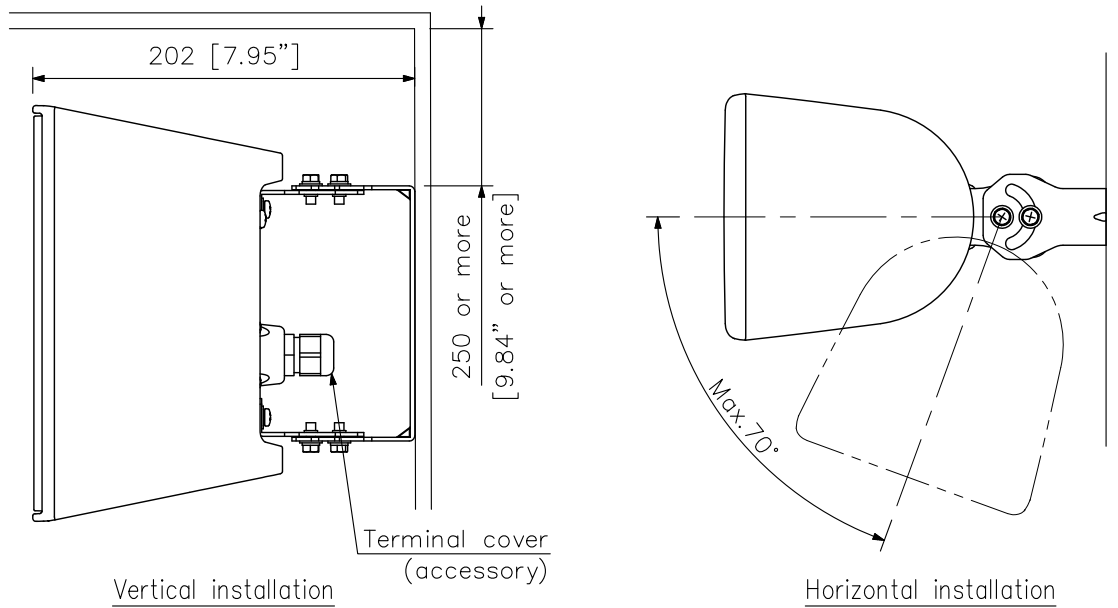
Note: Bolts and nuts for mounting the bracket to the wall or ceiling are not included. Prepare them separately.

## APPEARANCE

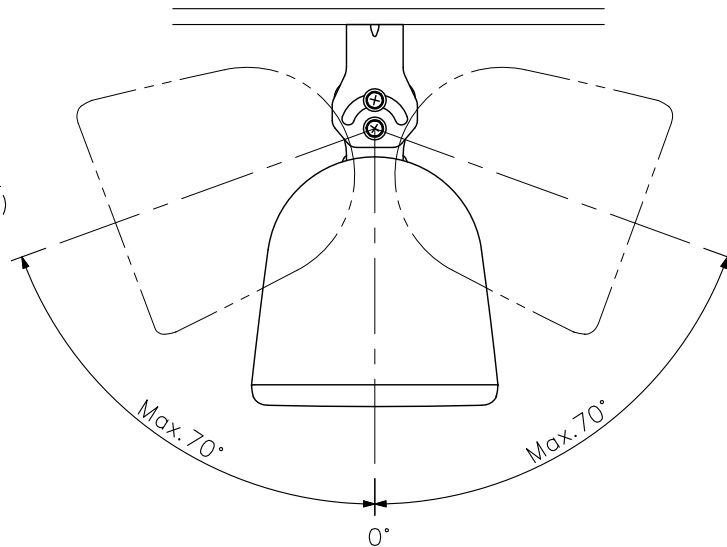


UNIT:mm SCALE:1/4

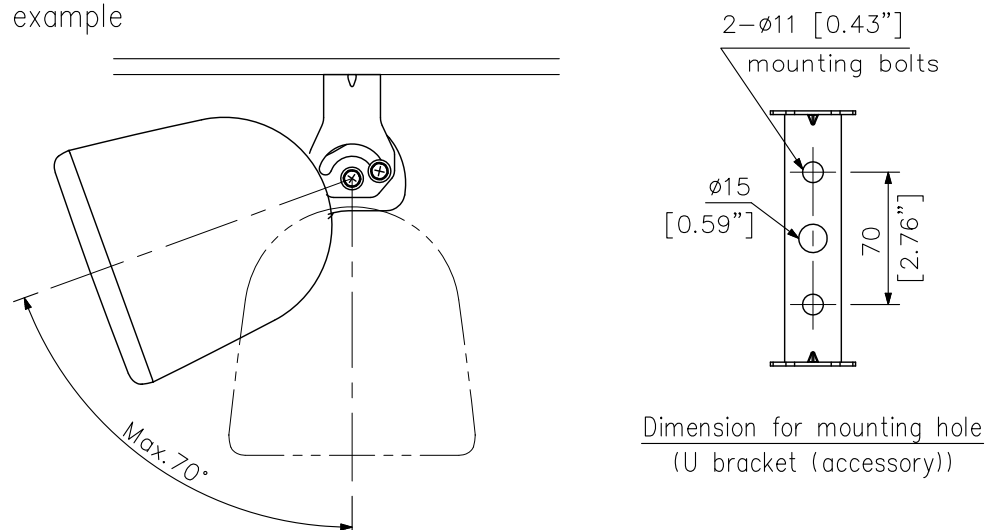
### ■ Wall mounting example



Vertical installation  
(View from the top)



### ■ Ceiling mounting example



UNIT:mm SCALE:1/4

Note: For the details of the installation location of the U bracket, refer to the instruction manual.