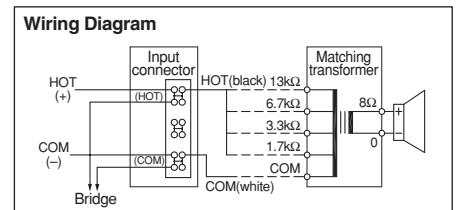
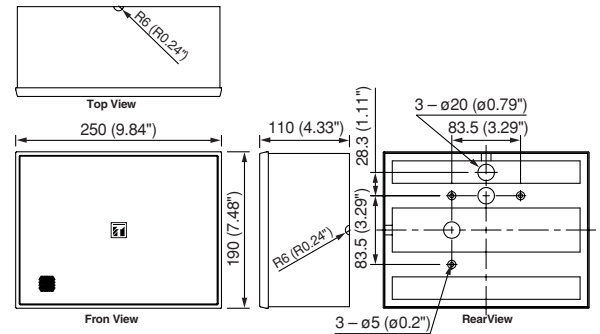


BS-678/678T/678B/678BT Wall Mount Speaker System



APPEARANCE AND DIMENSIONAL DIAGRAM

BS-678/678B



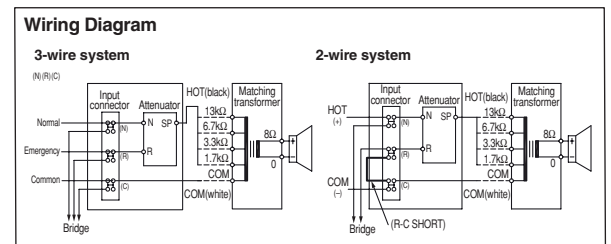
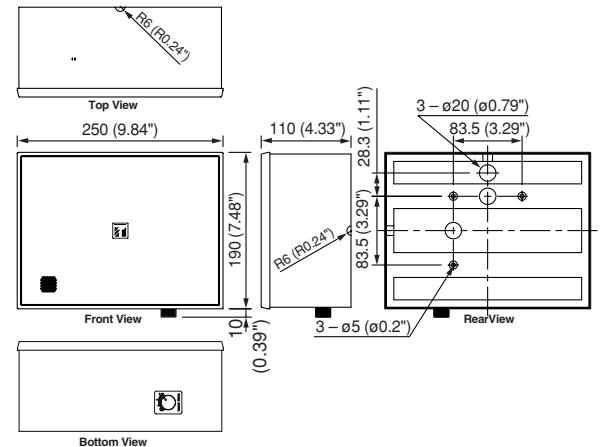
DESCRIPTION

The BS-678 is a double-cone type speaker with a wooden cabinet that has a stylish, compact and unobtrusive design and that delivers highly cost-effective performance. A push-in type input connector allows easy cable connections and bridge wiring. The selectable input impedance can be easily adjusted by changing the tap position of the unit's transformer. The 6" (16cm) double cone speaker unit ensures high-quality sound, making the BS-678 models ideal for BGM and announcement applications. Model options include white or black enclosures and with or without attenuator. The BS-678 can be installed in either a horizontal or a vertical orientation. Its structure permits direct wall installation with supplied screws. The front baffle can be easily mounted on or removed from the cabinet by using the V-shaped spring attached to the baffle.

FEATURES

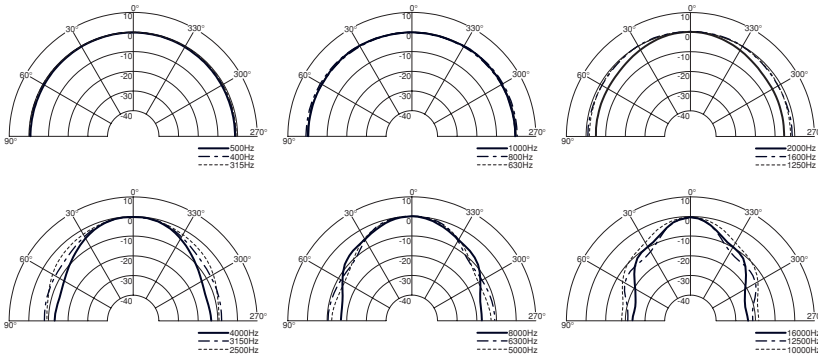
- Stylish, compact and unobtrusive design
- Quick and easy installation, which saves time on setting-up
- High cost-effectiveness
- Horizontal / vertical installation
- Ideally suited for BGM and announcements
- Equipped with an attenuator (BS-678T/678BT)

BS-678T/678BT

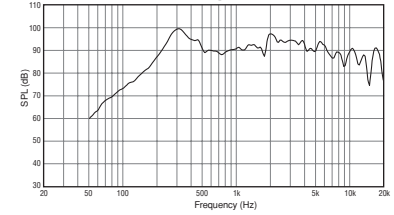


CHARACTERISTIC DIAGRAMS

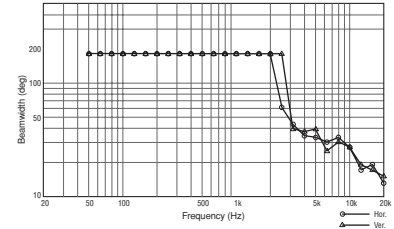
Polar Response (Horizontal)



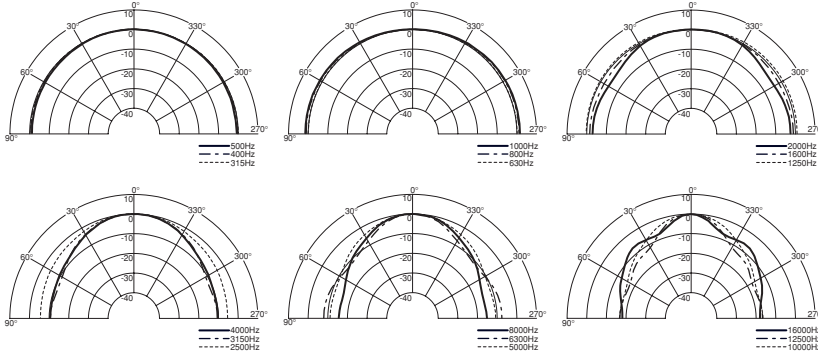
SPL vs. Frequency



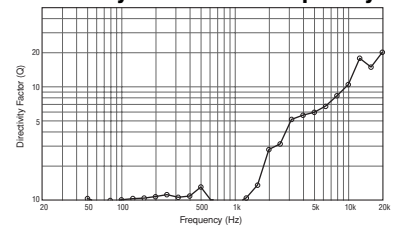
Beamwidth vs. Frequency



Polar Response (Vertical)



Directivity Factor vs. Frequency



SPECIFICATIONS

Model No.	BS-678	BS-678T	BS-678B	BS-678BT
Rated Input	6W (100V line), 3W (70V line)			
Rated Impedance	100V line: 1.7kΩ (6W), 3.3kΩ (3W), 6.7kΩ (1.5W), 13kΩ (0.8W) 70V line: 1.7kΩ (3W), 3.3kΩ (1.5W), 6.7kΩ (0.8W), 13kΩ (0.4W)			
Sensitivity (1W, 1m)	94dB (500Hz – 5kHz, pink noise)			
Frequency Response	150Hz – 20kHz (peak -20dB)			
Speaker Component	6" (16cm) double cone-type			
Applicable Cable	600V vinyl-insulated cable (IV wire or HIV wire) Solid wire: $\phi 0.8 - \phi 1.6\text{mm}$ (equivalent to AWG 20 – 14) 7-core twisted wire: 0.75 – 1.25mm ² (equivalent to AWG 18 – 16)			
Connection	Push-in connector (bridging terminal)			
Attenuation	—	OFF, 1 (-12dB), 2 (-6dB), 3 (0dB)	—	OFF, 1 (-12dB), 2 (-6dB), 3 (0dB)
Finish	Baffle Cabinet Grille	HIPS resin, off-white (RAL 9010 or equivalent color) Particle board with pvc sheet, off-white (RAL 9010 or equivalent color) Surface-treated steel plate net, off-white (RAL 9010 or equivalent color)	HIPS resin, black (RAL 9011 or equivalent color) Particle board with pvc sheet, black (RAL 9011 or equivalent color) Surface-treated steel plate net, black (RAL 9011 or equivalent color)	
Dimensions	250 (W) × 190 (H) × 110 (D) mm (9.84" × 7.48" × 4.33") (excluding volume control knob)			
Weight	1.7kg (3.75 lb)			
Accessory	Speaker mounting screw (4 × 35 (0.16" × 1.38")) × 2			

ARCHITECTURAL AND ENGINEERING SPECIFICATIONS

BS-678/678B

The speaker shall be a 6" (16cm) double cone-type speaker suitable for wall mounting in vertical or horizontal orientation. Cable connection, with either concealed in-wall wiring or exposed wiring, shall be by means of a push-in connector (bridging terminal). Its front baffle should be easily mounted on or removed from the cabinet by using the V-shaped spring attached to the baffle.

The speaker shall include a transformer having multiple taps (0.8W, 1.5W, 3W, 6W at 100V and 0.4W, 0.8W, 1.5W, 3W at 70V) adjustable. The output sound pressure level at a distance of 1m with a 1W input level applied shall be 94 dB SPL. The speaker shall have a frequency response of 150Hz – 20kHz (-20dB).

The speaker enclosure shall be constructed of particle board, with a pvc sheet, and the baffle of HIPS resin. The grille shall be surface-treated steel plate net. The speaker shall be available in off-white or black color. The unit shall have dimensions of 250 (W) × 190 (H) × 110 (D) mm (9.84" × 7.48" × 4.33"), and a weight of 1.7 kg (3.75 lb).

The speaker shall be a TOA model BS-678/BS-678B.

BS-678T/678BT

The speaker shall be a 6" (16cm) double cone-type speaker suitable for wall mounting in vertical or horizontal orientation. Cable connection, with either concealed in-wall wiring or exposed wiring, shall be by means of a push-in connector (bridging terminal). Its front baffle should be easily mounted on or removed from the cabinet by using the V-shaped spring attached to the baffle.

The speaker shall include a transformer having multiple taps (0.8W, 1.5W, 3W, 6W at 100V and 0.4W, 0.8W, 1.5W, 3W at 70V) adjustable, for easy changing of input impedance by changing the tap. The output sound pressure level at a distance of 1m with a 1W input level applied shall be 94 dB SPL. The speaker shall have a frequency response of 150Hz – 20kHz (-20dB). The speaker shall have a built-in attenuator enabling connection to a 2-wire or 3-wire system.

The speaker enclosure shall be constructed of particle board, with a pvc sheet, and the baffle of HIPS resin. The grille shall be surface-treated steel plate net. The speaker shall be available in off-white or black color. The unit shall have dimensions of 250 (W) × 190 (H) × 110 (D) mm (9.84" × 7.48" × 4.33"), and a weight of 1.7 kg (3.75 lb).

The speaker shall be a TOA model BS-678T/BS-678BT.

